

Me and my radio aid



Notes for adults

What's a social story?

A social story explains a concept, situation or skill in an accessible way.

It's a written narrative that can help the reader prepare for a new situation or safely explore a new concept.

Social stories were originally designed for children with autism, but they can be helpful for lots of children, including younger children and those with additional needs.

How do I use this resource?

This social story is designed to help your child feel more comfortable using their radio aid at school or nursery, in extracurricular clubs or in family life. It may be helpful if your child is new to using a radio aid, will be using it in a new way, or if they are reluctant to use one.

You can adapt this resource to suit your child. Select the sections and parts that are most relevant to them. On some pages, you can add extra information or select an option to make it personal to them.

You can help your child fill in the information on the pink lines. The blue text shows where you have different options to suit your child – delete as appropriate.

This resource does not cover every situation where a child or young person might use a radio aid. The resource is also available as an editable Word document if you and your child want to write your own scenarios. Encourage your child to think about times where they might need more support to use their radio aid, and to come up with their own solutions.

My name is

I am years old.

I live with

My **Teacher of the Deaf** is called



I am deaf / I have hearing loss *(delete as appropriate)*

I use **(technology)** to help me hear.

I can also use a **radio aid** to help me hear.



My radio aid is a special tool. It helps me hear different sounds when it is noisy around me.

My radio aid has a microphone called a **transmitter**. I give this to a grown-up.

The transmitter sends the sound into my
(**technology**). I can hear the sound from the microphone.

or (delete as appropriate)

I have a special machine called a receiver. It connects to my
.....(**technology**)
/ I wear it around my neck / I clip it onto my clothes
(delete as appropriate).




..... (Teacher of the Deaf's name)
can show grown-ups how to use my radio aid.

My radio aid stays at school / I bring my radio aid home after school *(delete as appropriate).*

My radio aid is kept in (location).

If my radio aid is not working, I can ask
(grown-up) for help.



My radio aid belongs to me.

It is not a toy.

Other children should not touch my radio aid unless they are using it to talk to me.

When I am not using my radio aid, I can give it to

..... (grown-up).

They will keep it safe until I use it again.



If there is a problem with my radio aid

A grown-up is wearing my radio aid.


I cannot hear their voice.

I put my hand up to ask for help.



I can ask a grown-up questions like:

- Can you make sure my radio aid is switched on?
- Is my radio aid charged?
- Is my radio aid connected to my(technology)?
- Is there a problem with my (technology)?



Talking about my radio aid

Other children stare at my radio aid.

They ask questions about it.

They might not have seen a radio aid before.

They might not know that **I am deaf / I have hearing loss**
(*delete as appropriate*).



I can:

- explain that my radio aid helps me to hear
- ask a grown-up to tell other children about my radio aid
- show them how my radio aid works.



Using my radio aid at school or nursery

I go to **(name of school or nursery).**

My teacher is called **(name of teacher).**

My teaching assistant is called
(name of teaching assistant).

My favourite lesson is



Sometimes, it gets very noisy in my classroom.

The other children are talking and shouting.

I cannot see my teacher's face.

I cannot hear my teacher.



My radio aid can help!

The teacher has my radio aid. **They wear it around their neck / they wear a microphone on their clothes / they hold the microphone** *(delete as appropriate)*.

They help me connect the radio aid to my
(technology).

I can hear my teacher's voice!



I am working with my friends.

Everyone is talking.

The classroom is noisy.

I cannot hear what is happening.



My radio aid can help!

My teacher puts it on the table.

They help link it to my **(technology)**.

I can hear everyone in my group much better.



Using my radio aid on school trips

My class is going on a trip.

We leave the school and go on a bus.

The new place is very noisy.

My teacher is talking to us. I cannot hear what they are saying.

Other grown-ups talk to us. I cannot hear what they are saying.



My radio aid can help!

My teacher uses my radio aid.

They help link it to my **(technology)**.

They give the transmitter to other grown-ups when they talk.

I can hear what they are saying!




Using my radio aid out and about

I am walking outside with (grown-up).

There are noisy cars. There are loud noises.

..... (grown-up) tells me things I need to do to keep safe.

It is hard to hear what they are saying.



My radio aid can help!

..... **(grown-up)** has my radio aid.
They wear it around their neck / they wear a microphone on their
clothes / they hold the microphone *(delete as appropriate)*.

They help me connect the radio aid to my
(technology).

I can hear them clearly.



Using my radio aid at home

I like watching videos and listening to music.

Sometimes I cannot hear the sound well. I turn up the volume.

My family say it is too loud! They turn the volume down.

I cannot hear the sound properly.



My radio aid can help!

A grown-up connects the transmitter to my **television / tablet / music player** *(delete as appropriate)*.

They help connect it to my **(technology)**.

I can hear the sound clearly!



Using my radio aid in the car

I am sitting in the car.

..... **(grown-up)** is driving the car.

The car is noisy. I cannot see
(grown-up)'s face.

It is hard to hear what they are saying.



My radio aid can help!

..... **(grown-up)** has my radio aid.
They wear it around their neck / they wear a microphone on their
clothes *(delete as appropriate)*.

They help me connect the radio aid to my
(technology).

I can hear their voice!



Using my radio aid at clubs

I love going to my club **after school / at the weekend / in the school holidays** *(delete as appropriate)*.

My club is called

The leader is called

At my club, we do fun things like

.....



Sometimes it is noisy at my club.

The leader is telling us what to do.

I cannot hear them because the other children are being loud.

I do not understand what is happening.



My radio aid can help!

The leader **wears my radio aid around their neck / wears a microphone on their clothes / holds the microphone** *(delete as appropriate)*.

They help me connect the radio aid to my
(technology).

I can hear their voice!



I feel...

It's not always easy to use your radio aid. Talk to a grown-up about your feelings and worries. They can help you to come up with solutions.

Here's what other children have said about using a radio aid.

Sometimes my teacher leaves the classroom and forgets to take off my radio aid.

It makes me feel

We can solve this problem by



My teachers don't always know how to use my radio aid properly.

It makes me feel

We can solve this problem by



I have to ask my teachers to wear my radio aid at the start of every lesson.

It makes me feel

We can solve this problem by



Other children in my class might notice my radio aid and ask questions about it.

It makes me feel

We can solve this problem by



Are there other reasons you might not use your radio aid?

1

.....

.....

It makes me feel

We can solve this problem by

.....

2

.....

.....

It makes me feel

We can solve this problem by

.....

3

.....

.....

It makes me feel

We can solve this problem by

.....

4

.....

.....

It makes me feel

We can solve this problem by

.....

Colouring page



Radio aid cards

Cut out these cards and keep them with your radio aid. You can use the cards to remind your teachers how to use your radio aid.

My radio aid helps me to hear your voice. Please wear it 15 to 20cm from your mouth.

Please do not wear necklaces, scarves or lanyards with my radio aid.

Please mute my radio aid or switch it off when you're not speaking to me or if you leave the classroom.

Find out more at
ndcs.org.uk.



My radio aid helps me to hear your voice. Please wear it 15 to 20cm from your mouth.

Please do not wear necklaces, scarves or lanyards with my radio aid.

Please mute my radio aid or switch it off when you're not speaking to me or if you leave the classroom.

Find out more at
ndcs.org.uk.



My radio aid helps me to hear your voice. Please wear it 15 to 20cm from your mouth.

Please do not wear necklaces, scarves or lanyards with my radio aid.

Please mute my radio aid or switch it off when you're not speaking to me or if you leave the classroom.

Find out more at
ndcs.org.uk.



My radio aid helps me to hear your voice. Please wear it 15 to 20cm from your mouth.

Please do not wear necklaces, scarves or lanyards with my radio aid.

Please mute my radio aid or switch it off when you're not speaking to me or if you leave the classroom.

Find out more at
ndcs.org.uk.





We're the National Deaf Children's Society, the charity for deaf children with any level of hearing loss.

Helpline

0808 800 8880 (voice and text)
helpline@ndcs.org.uk

ndcs.org.uk



We're always looking for ways to improve our information.

Use your smartphone's camera to scan this QR code and share your feedback on this resource.

You can also give us your feedback by emailing your comments to informationteam@ndcs.org.uk.

© National Deaf Children's Society July 2025

Published by the National Deaf Children's Society
167-169 Great Portland Street, 5th Floor, London W1W 5PF

Tel: 020 7490 8656 (voice and text) Fax: 020 7251 5020

This publication can be requested in large print or as a text file.

The National Deaf Children's Society is a registered charity in England and Wales no. 1016532 and in Scotland no. SC040779. G0097